

# FLEXI RAY HEATERS

The Flexi-Ray is a portable self contained Infra-Red gas heater that operates from its own bottled Propane gas supply and comes complete with hose, regulator and mounting bracket. They are easily moved and can be positioned for accurate, directionalised heating and available in 16, 24, 40 and 48 megajoule input models with one cord manually controlled Piezo ignition. All models feature a tip over tilt switch, which automatically stops the heater operating in the event of the unit being displaced.



(Cylinder not included)

## OPTIONAL ACCESSORIES



### Heat Shield (Model WHA)

The Stainless Steel Heat Shield complete with thermal absorption mill board are designed to reduce the clearance required between the heater and a combustible ceiling surface.



### Deluxe Outer Casing (Model WCA)

All Super-Ray heaters are available with an identical optional stainless steel deluxe outer case to provide a durable, attractive and decorative appearance when required.



### Burner Protector Grid (Model WBP)

Burner protector grid heavy duty stainless steel, designed to protect the burner face from objects thrown or placed against it. For full heater protection use WGA Ball Guard.



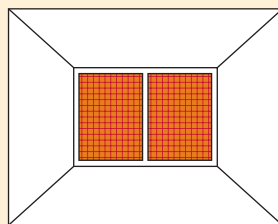
### Ball Guard (Model WGA)

Ball Guard Heavy Duty with Silver Zinc Aluminium Finish designed to protect heater from objects thrown or placed against it.

# Specifications

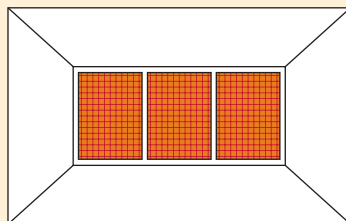
WMA (Manual Piezo Ignition)  
WEA (Electronic Ignition)  
WFA (Flexi Ray)

Mounting Brackets supplied  
with all heaters.



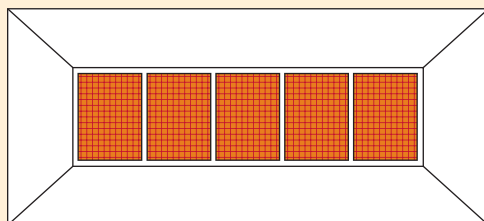
## WMA / WEA / WFA 16

Input 16 MJ, 4.44 KW  
Width 401mm  
Height 334m (WFA Model 2030mm)  
Depth 180mm (WFA Model 450mm)  
Weight 5.6kg



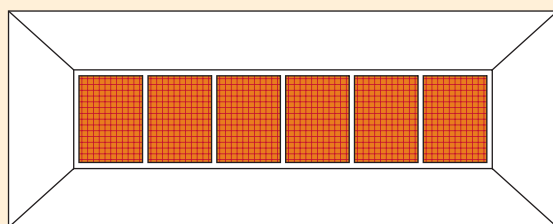
## WMA / WEA / WFA 24

Input 24 MJ, 7.0 KW  
Width 499mm  
Height 334m (WFA Model 2030mm)  
Depth 180mm (WFA Model 450mm)  
Weight 6.5kg



## WMA / WEA / WFA 40

Input 40 MJ, 11.11 KW  
Width 695mm  
Height 334m (WFA Model 2030mm)  
Depth 180mm (WFA Model 450mm)  
Weight 8.4kg



## WMA / WEA / WFA 48

Input 48 MJ, 14KW  
Width 793mm  
Height 334m (WFA Model 2030mm)  
Depth 180mm (WFA Model 450mm)  
Weight 12.3kg

### Gas Pressure (KPA)

Natural Gas  
LPG

### Min

0.98  
2.75

### Max

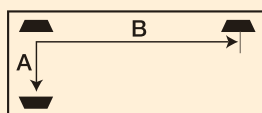
4  
4

### Gas Connection (all models)

Natural Gas ½" copper flare  
LPG 3/8" copper flare

Size	Approx. Area Heated		Approx. Positioning for Total heating		Approx. Height from floor	Ceiling Clearance
	M2		A	B	Metres	Metres
	Spot	Total	Facing Each Other	Side by side		
16	19	25.0	8.0	6.1	2.5	1.1
24	28	37.0	9.8	7.3	2.7 - 3.4	1.1
40	47	62.0	15.0	9.0	3.4 - 4.5	1.1
48	56	74.0	17.0	10.0	3.9 - 4.9	1.1

(If insufficient ceiling clearance available use Optional heat shield)



**NOTE:** Minimum Mounting height above floor level is 2.5 metres.

These appliances should be installed and used in accordance with—AS5601

Manufacturer's Installation Instructions, Local Gas Fitting Regulations, Municipal Building Codes, A.G.A. Installation Code for gas Burning Equipment, and must be installed by an authorised person.

A.G.A. Approval 5492G

# AIRATHERM

AIRATHERM Pty Ltd ABN 38 005 058 364

VIC Tel: (03) 9739 5444  
NSW Tel: (02) 9669 4500  
SA Tel: (08) 8354 0088  
WA Tel: (08) 9258 5670

E-mail: [airatherm@airatherm.com.au](mailto:airatherm@airatherm.com.au)  
Website: [www.superray.com.au](http://www.superray.com.au)

Distributed By: